


2835-288D-Low Voltage Flexible LED Sheet IP20



LDM-2835-288D



Key Features

- Light source: 288 pcs/m SMD2835
- Material: superior and heat-resistant
- Input voltage: DC 24V
- RA>90
- Lifespan: 30,000 hours
- Easy installation, cuttable and joinable, Accessories complete

Application:

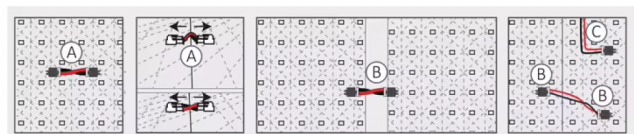
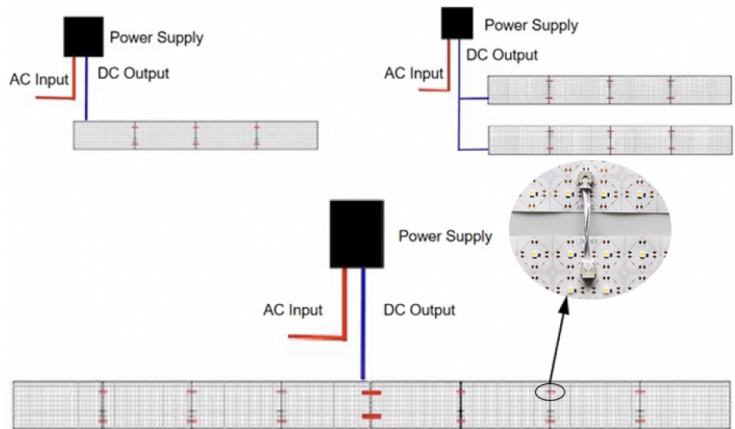
- Cove lighting, Architectural lights for canopy corridor Archway,
- Backlight or edge lighting for signage DIY lights for home use
- Path and contour marking
- Decorative lights for holiday event show



Driver60W24V Driver96W24V Driver150W24V Driver200W24V

Specifications	
Models	LDM-2835-288D-24V
Product Size(mm)	W240*L480mm
LED Type	2835 SMD LED
Single Color Temperature*	3000K
Lumen/Sheet	2700
Input Voltage*	24V DC
Current (Amps/meter)	1.25
Min Cuttable	1led/cut
Max Power Consumption (Watt/Sheet)	30
CRI	>90
Driver Input	120V AC
Power Factor	0.9
Dimming	Dimmable
Beam Angle	120°
LED Quantity(per meter)	288Pcs
Net Weight(kg)	0.3
Operating Temperature	-25°C~ +45°C
Storage Temperature	-30°C~ +80°C
IP Rate	20
Estimated Life(Hours)	30,000
Certification	cETLus
Warranty	3-year

Linking operation:



Ordering Guide

Series	LED Type	Voltage	Color Temperature	Size	
LDM	LED Sheet	2835-288D	24V	3000K	24X48