

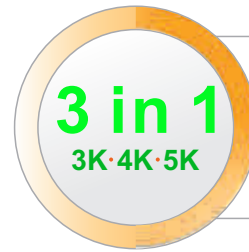
# Adjustable CCT Slim Panel LED

**Ultra slim profile, CCT adjustable between 3000K, 4000K and 5000K , ideal for shallow ceiling plenum, no housing required**

*Ideal for soffits, drop ceilings, closets, attics, hallways, bathrooms, kitchens, basements, soffits, entry ways, porches (covered ceiling only), garages, stairwells, corridors, nursing/retirement homes, condos, elevators, apartments, and any other small areas with limited space etc.*




- **Adjustable CCT: 3000K, 4000K or 5000K**
- Edge-lit technology, no glare or dark spots, instant-on
- Ultra slim design, 1/2" thickness
- LED technology fits anywhere you need general light source
- No Can or Housing needed, installs right into ceiling with tension spring clips
- Input voltage: AC 120V 50/60Hz
- I.C. rated for direct contact with insulation
- Perfect solution where joists or duct work would normally prevent recessed installation
- Damp/wet location rated for soffit applications
- Glare controlling lens for comfortable light distribution
- Integrated LED fixtures
- Install J-Box in ceiling beam, and insert light right into drywall opening
- Color rendering index: 80
- 100%-10% dimming capability, this fixture is compatible with industry standard TRIAC/ELV dimmers
- Lifetime rated for greater than 50,000 hours
- Beam angle: 120°



### Adjustable CCT

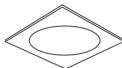
- Warm White: 3000K
- Neutral White: 4000K
- Cool White: 5000K



### Styles



Round



Square

### Sizes

4" Round  
Ø123mm  
T: 1/2"  
**9W**  
600Lm


4" Square  
121x121mm  
T: 1/2"  
**9W**  
600Lm

6" Round  
Ø173mm  
T: 1/2"  
**12W**  
800Lm

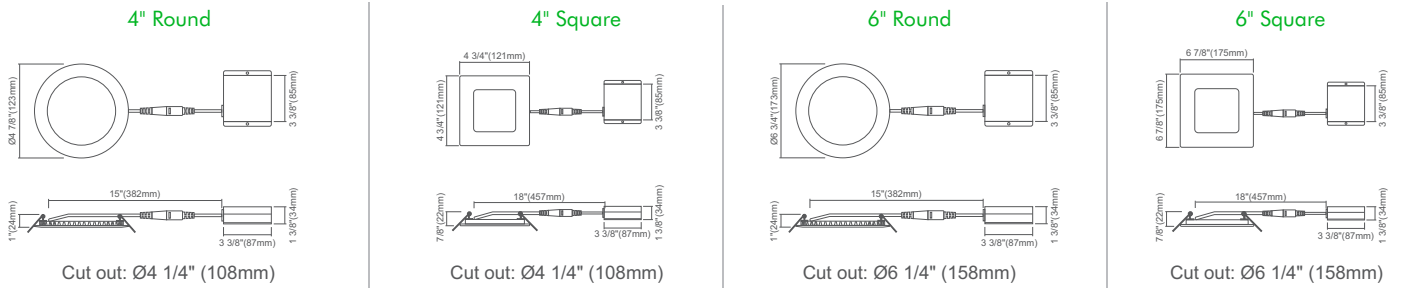
6" Square  
175x175mm  
T: 1/2"  
**12W**  
800Lm

### Trim Options

- White
- Black
- Brushed Nickel



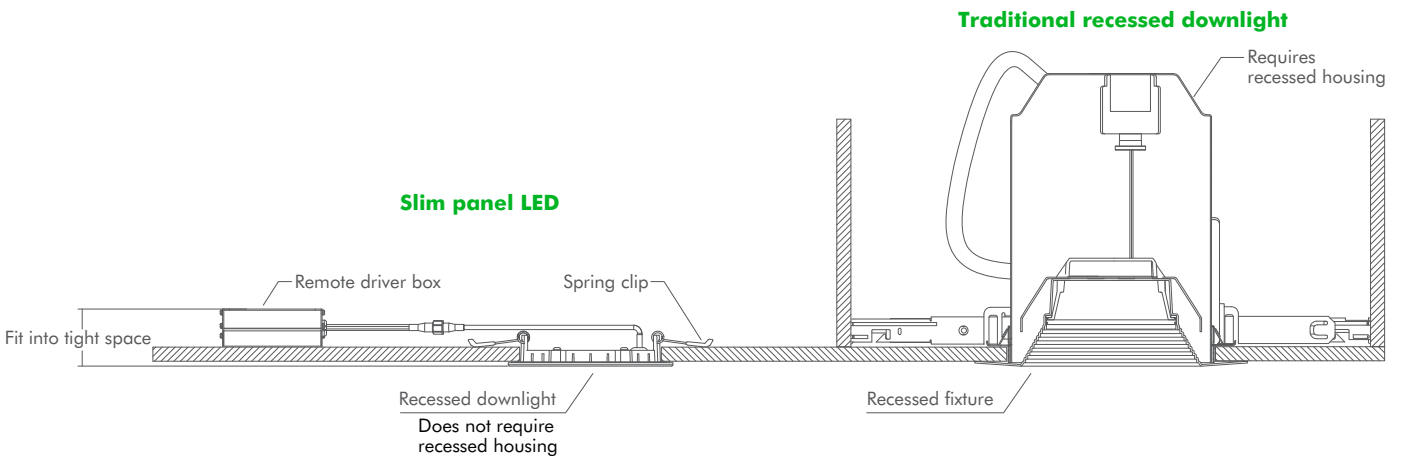
## Dimensions









## Installation (No housing required)

The slim panel LED redefines recessed downlighting installations. With the narrow design and remote driver box, the panel LED can be installed in confined, hard to reach spaces such as closets, bathrooms, hallways, stairwells, outside soffits and other areas that would have been nearly impossible with traditional recessed housings.

Make installation quick and simple with the slim panel LED series



Picture	Model	Description
	4" Adjustable CCT Slim Panel LED Round (3000K, 4000K, 5000K)	
	LED-S9W-345KWH	4" 9W 3000K, 4000K or 5000K 600Lm Round White Finish
	LED-S9W-345KBK	4" 9W 3000K, 4000K or 5000K 600Lm Round Black Finish
	LED-S9W-345KBN	4" 9W 3000K, 4000K or 5000K 600Lm Round Brushed Nickel Finish
	6" Adjustable CCT Slim Panel LED Round (3000K, 4000K, 5000K)	
	LED-6-S12W-345KWH	6" 12W 3000K, 4000K or 5000K 800Lm Round White Finish
	LED-6-S12W-345KBK	6" 12W 3000K, 4000K or 5000K 800Lm Round Black Finish
	LED-6-S12W-345KBN	6" 12W 3000K, 4000K or 5000K 800Lm Round Brushed Nickel Finish
	4" Adjustable CCT Slim Panel LED Square (3000K, 4000K, 5000K)	
	LED-S9W-345KWH-SQ	4" 9W 3000K, 4000K or 5000K 600Lm Square White Finish
	LED-S9W-345KBK-SQ	4" 9W 3000K, 4000K or 5000K 600Lm Square Black Finish
	LED-S9W-345KBN-SQ	4" 9W 3000K, 4000K or 5000K 600Lm Square Brushed Nickel Finish
	6" Adjustable CCT Slim Panel LED Square (3000K, 4000K, 5000K)	
	LED-6-S12W-345KWH-SQ	6" 12W 3000K, 4000K or 5000K 800Lm Square White Finish
	LED-6-S12W-345KBK-SQ	6" 12W 3000K, 4000K or 5000K 800Lm Square Black Finish
	LED-6-S12W-345KBN-SQ	6" 12W 3000K, 4000K or 5000K 800Lm Square Brushed Nickel Finish

Picture	Model	Description
<b>Accessories</b>		
	<b>Groof Rings</b>	
	ADGR4-WH	Groof Ring for 4" Round Slim Panel, White finish, OD 5 3/4"(146mm)
	ADGR4-BK	Groof Ring for 4" Round Slim Panel, Black finish, OD 5 3/4"(146mm)
	ADGR4-BN	Groof Ring for 4" Round Slim Panel, Brushed Nickel finish, OD 5 3/4"(146mm)
	ADGR6-WH	Groof Ring for 6" Round Slim Panel, White finish, OD 8"(202mm)
	ADGR6-BK	Groof Ring for 6" Round Slim Panel, Black finish, OD 8"(202mm)
	<b>Exchangeable Trims</b>	
	ADET4-BK	Exchangeable Trims for 4" Regular Round Slim Panel, Black finish
	ADET4-BN	Exchangeable Trims for 4" Regular Round Slim Panel, Brushed Nickel finish
	ADET4-BZ	Exchangeable Trims for 4" Regular Round Slim Panel, Bronze finish
	ADET4-CP	Exchangeable Trims for 4" Regular Round Slim Panel, Cooper finish
	ADET6-BK	Exchangeable Trims for 6" Regular Round Slim Panel, Black finish
	<b>Mounting Plate</b>	
	MP-UNV	Ø3"(75mm)/ Ø4-3/8"(110mm)/ Ø6-1/4"(160mm) Opening, 9"(230mm) Long 3", 4 and 6" New Construction Pre-mounting Plate
	MP3	Ø2-3/4"(70mm) Opening, 13-1/4"(336mm) Long 3" New Construction Pre-mounting Plate
	MP4	Ø4-3/8"(110mm) Opening, 13-1/4"(336mm) Long 4" New Construction Pre-mounting Plate
	MP4-1	Ø4-1/8"(104.7mm) Opening, 26"(661mm) Long 4" New Construction Pre-mounting Plate
	MP4-2	Ø4-1/8"(105mm) Opening, 13-1/4"(336mm) Long 4" New Construction Pre-mounting Plate
	MP4-3	Ø4-1/4"(108mm) Opening, 16-1/2"(420mm) Long 4" New Construction Pre-mounting Plate
	MP6	Ø6-1/4"(159mm) Opening, 18-1/4"(462mm) Long 6" New Construction Pre-mounting Plate
	MP6-1	Ø6-1/4"(159mm) Opening, 26"(661mm) Long 6" New Construction Pre-mounting Plate
	MP8	Ø8-1/4"(210mm) Opening, 26"(661mm) Long 8" New Construction Pre-mounting Plate
	<b>Driver</b>	
		HBL008-120-D
HBL012-120-D		4"/6" 120Vac 9-12W Driver
HBL015-UNV-A		4" 277-347Vac 12W Driver
HBL015-120-D		6" 277-347Vac 15W Driver
HBL015-120-D		6" 120Vac 15W Driver
HBL033-UNV-A		8" 277-347Vac 33W Driver
HBL033-120-D		8" 120Vac 33W Driver 0-10V Dimmer
HBL012-UNV-A		4"/6" 277-347Vac 9-12W Driver
	<b>Extension Cable</b>	
	FLEX-4	4' Flexible Connector, For Use with Slim LED Fixtures
	FLEX-6	6' Flexible Connector, For Use with Slim LED Fixtures
	FLEX-10	10' Flexible Connector, For Use with Slim LED Fixtures
	FLEX-20	20' Flexible Connector, For Use with Slim LED Fixtures